



Algebra I

Administered May 2014

RELEASED

STAAR ALGEBRA I REFERENCE MATERIALS



GENERAL FORMULAS

Slope of a line

$$m = \frac{y_2 - y_1}{x_2 - x_1}$$

Pythagorean theorem

$$a^2 + b^2 = c^2$$

Quadratic formula

$$x = \frac{-b \pm \sqrt{b^2 - 4ac}}{2a}$$

FORMS OF LINEAR EQUATIONS

Slope-intercept form

$$y = mx + b$$

Point-slope form

$$y - y_1 = m(x - x_1)$$

Standard form

$$Ax + By = C$$

STAAR ALGEBRA I REFERENCE MATERIALS

CIRCUMFERENCE

Circle

$$C = 2\pi r$$

or

$$C = \pi d$$

AREA

Triangle

$$A = \frac{1}{2}bh$$

Rectangle or parallelogram

$$A = bh$$

Rhombus

$$A = \frac{1}{2}d_1d_2$$

Trapezoid

$$A = \frac{1}{2}(b_1 + b_2)h$$

Regular polygon

$$A = \frac{1}{2}ap$$

Circle

$$A = \pi r^2$$

SURFACE AREA

Lateral

Total

Prism

$$S = ph$$

$$S = ph + 2B$$

Pyramid

$$S = \frac{1}{2}Pl$$

$$S = \frac{1}{2}Pl + B$$

Cylinder

$$S = 2\pi rh$$

$$S = 2\pi rh + 2\pi r^2$$

Cone

$$S = \pi rl$$

$$S = \pi rl + \pi r^2$$

Sphere

$$S = 4\pi r^2$$

VOLUME

Prism or cylinder

$$V = Bh$$

Pyramid or cone

$$V = \frac{1}{3}Bh$$

Sphere

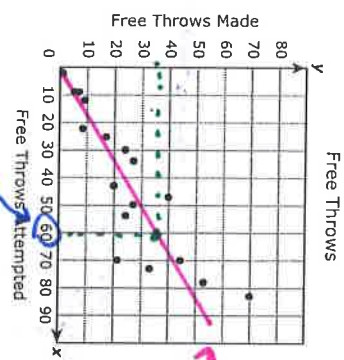
$$V = \frac{4}{3}\pi r^3$$

DIRECTIONS
Read each question carefully. For a multiple-choice question, determine the best answer to the question from the four answer choices provided. For a griddable question, determine the best answer to the question. Then fill in the answer on your answer document.

1 Which situation can be represented by $y = 12x - 4$?

- A The number of eggs, y , in x dozen eggs for sale after 4 dozen eggs are sold
- B The cost, y , of buying x movie tickets that sell for \$8 each
- C The cost, y , after a \$4 discount, of buying x T-shirts that sell for \$12 each
- D The number of inches, y , in an x -foot-tall tree after cutting off 4 feet

2 The scatterplot shows the number of free throws that different basketball players attempted and the number that each player made.



Based on the trend in the data, approximately how many free throws would a player be expected to make if he attempted 60 free throws?

- F 50
- G 35
- H 25
- J 60

Draw a trend line that goes through centers or middle of data. Then use to make prediction

3 Which table shows the same rate of change of y with respect to x as $y = 4 - \frac{5}{8}x$?

A

x	y
-3	-12
-1	-4
2	8
5	20

B

x	y
-4	10.4
2	0.8
4	-2.4
8	-8.8

C

x	y
-4	6.5
2	2.75
4	1.5
8	-1

D

x	y
-3	12
-1	4
2	-8
5	-20

Put into $y =$ on calculator and watch the table on 2nd graph.

Slope $y = 4 - \frac{5}{8}x$

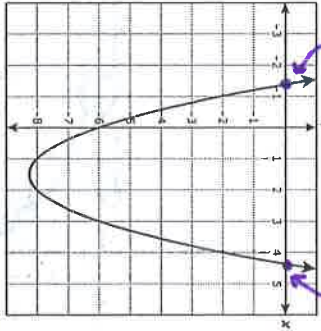
4 A teacher will determine the total number of books to order for a class using the function $b(n) = 4n$, where n represents the number of students in the class. What is the independent quantity in this situation?

- F The number of students in the class
- G The total number of books to order
- H The number of books each student needs
- J Not here

total # of books $b(n) = 4n$
of students n
 $y = 4x$



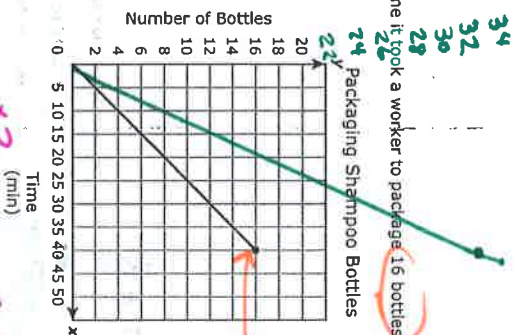
5 The graph of quadratic function g is shown below.



Based on the graph, between which two values of x is a zero of g located?

- A ~~9 and 0~~
- B 1 and 2
- C ~~4 and 5~~
- D 4 and 5

7 The graph shows the time it took a worker to package 16 bottles of shampoo.



The next day two workers packaged twice the number of bottles of shampoo in the same amount of time. If this new relationship is graphed on the same coordinate grid, which statement is true?

- A The new graph would have a y-intercept at 80.
- B The new graph would be steeper than the original graph.
- C The new graph would be less steep than the original graph.
- D The new graph would have a y-intercept at 8.

Steeper means the line has more incline.

6 A college student needs 11 classes that are worth a total of 40 credits in order to complete her degree. The college offers both 4-credit classes and 3-credit classes. Which system of equations can be used to determine the number of 4-credit classes the student can take to complete her degree, and n the number of 3-credit classes?

- F $f + n = 40$
 ~~$4f + 3n = 11$~~
- G $f + n = 11$
 ~~$4f + 3n = 40$~~
- H $f + n = 40$
 $4f + 3n = 11$
- J $f + n = 11$
 $4f + 3n = 40$

$f = \#$ of 4 credit classes

$4f$

$n = \#$ of 3 credit classes

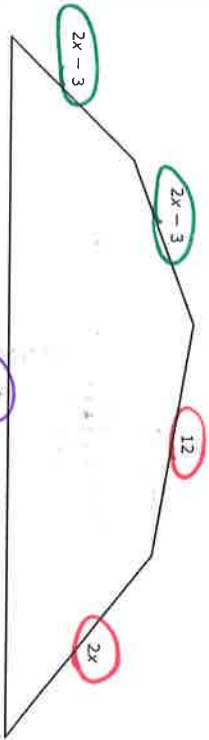
$3n$

Total of 40 credits

$$4f + 3n = 40$$

each # is related to credits

8 The side lengths of the figure below are given in centimeters.



If the perimeter of this figure is 78 cm, what is the value of x^2 ?

Add all sides

Cannot be negative

- F 12
- G 6
- H 6
- J 12

$$2x-3 + 2x-3 + 12 + 2x + x^2$$

$$4x + 6 + 12$$

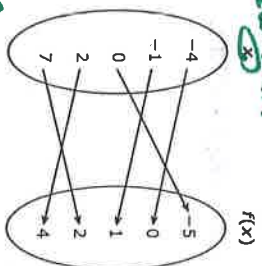
$$6x + 6 + x^2 = 78$$

put in $y =$ on calculator and see if 6 or 12 makes it equal 78

Cannot be combined with $2x$.

NOT like the other sides

10 The mapping below represents all of the points on the graph of function f .



What is the domain of f ?

X-values

- F $\{-4, -1, 0, 2, 7\}$
- G $\{-5, -4, -1, 0, 1, 2, 4, 7\}$
- H $\{-5, 0, 1, 2, 4\}$
- J $\{5\}$

11 What is the value of x in the solution to the system of equations below?

$$\begin{aligned} 15x - 12y &= 13 \\ 30x + 9y &= 4 \end{aligned}$$

we matrix here

$$\begin{bmatrix} 15 & -12 & 13 \\ 30 & 9 & 4 \end{bmatrix}$$

$$\begin{bmatrix} 1 & 0 & .333\bar{3} \\ 0 & 1 & -.666\bar{6} \end{bmatrix}$$

Hit math \rightarrow frac \rightarrow enter

$$\begin{bmatrix} 1 & 0 & 1/3 = \\ 0 & 1 & -2/3 = \end{bmatrix} \begin{matrix} x \\ y \end{matrix}$$

9 One type of redwood tree has an average height of 65 feet when it is 20 years old. If the tree is more than 20 years old, the average height, h , can be modeled by the function $h = 1.95(a - 20) + 65$, where a is the age of the tree in years. Which statement about this situation is true?

- A Every additional 1.95 ft of length over 20 ft adds 45 years to the age of this type of redwood tree.
- B For this type of redwood tree, the average height increases by 1.95 ft per year throughout its lifetime.
- C Each additional year of age over 20 years adds 1.95 ft to the average height of this type of redwood tree.
- D For this type of redwood tree, the average height increases by 65 ft for every 20 years of growth.

no real frump explanation. it's ok to miss this question :/



$$f(c) = 9c + 14 \quad h(c) = 12c + 14$$

of passenger cars attached to locomotive

the 14 is the length of the locomotive

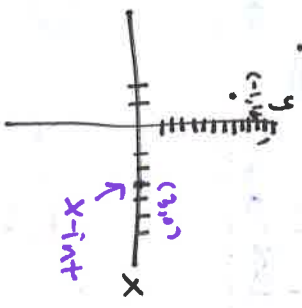
12 The length, in feet, of a small train at an amusement park can be modeled by the function $f(c) = 9c + 14$, where c is the number of passenger cars attached to the locomotive. The original passenger cars were replaced, and the length of the train is now modeled by the function $h(c) = 12c + 14$. Based on this information, which statement describes the change in this situation?

- F The locomotive is now 9 feet long, and the length of each passenger car remained the same.
- G The locomotive is now 12 feet long, and the length of each passenger car remained the same.
- H Each passenger car is now 9 feet long, and the length of the locomotive remained the same.
- I Each passenger car is now 12 feet long, and the length of the locomotive remained the same.

13 The table of values for quadratic function g is shown below.

x	$g(x)$
-3	48
-2	30
-1	16
0	6
2	-2
3	0
4	6
6	30

x -intercept $(-1, 0)$
 x -intercept $(3, 0)$



- A -1
- B 3
- C 6
- D -2



14 A student bought concert tickets online. The total cost, in dollars, of tickets can be found using the function below.

$$c = 24.50t + 9.50$$

total cost

If the student spent a total of \$83 on tickets, how many tickets did he buy?

Record your answer and fill in the bubbles on your answer document.

$$83 = 24.50t + 9.50$$

$$-9.50 \quad \downarrow$$

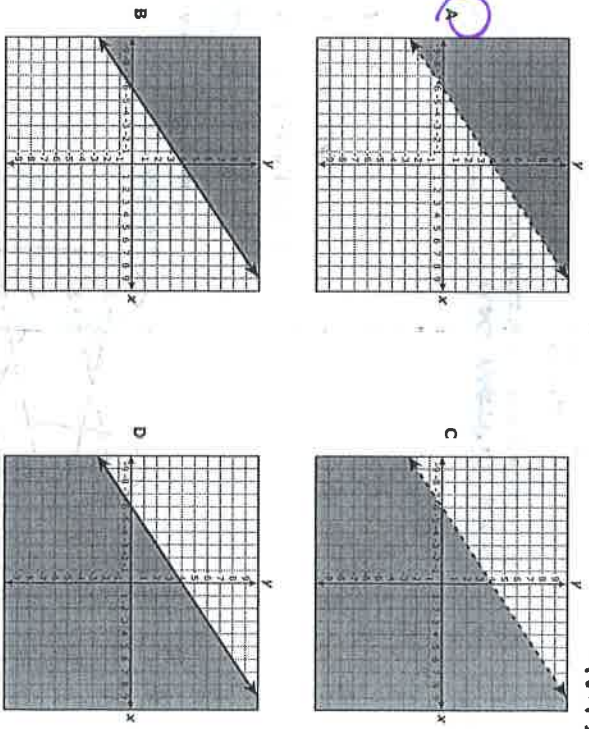
$$73.5 = 24.50t$$

$$24.50 \quad \downarrow$$

$$t = 3$$

need to know what this means

15 Which graph represents the inequality $-2x + 3y > 12$?



> is the greater than symbol

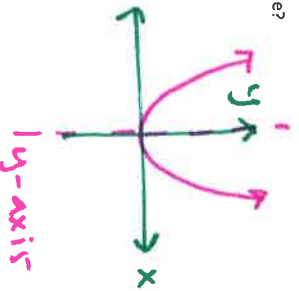
so the shading is above and the line is dashed NOT solid



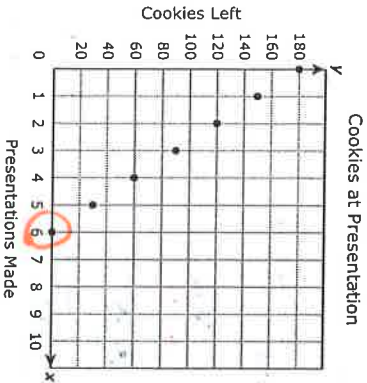
16 Which statement about the quadratic parent function is true?

Parabola

- F Its graph is symmetrical about the ~~x~~-axis.
- G Its graph is symmetrical about the ~~y~~-axis. ✓
- H Its domain is the set of all non-negative numbers. ~~x~~
- J Its range is the set of all real numbers. ~~no its > 0~~



17 The graph shows the relationship between the number of cookies a presenter at a convention had left to give away and the number of presentations she had made.



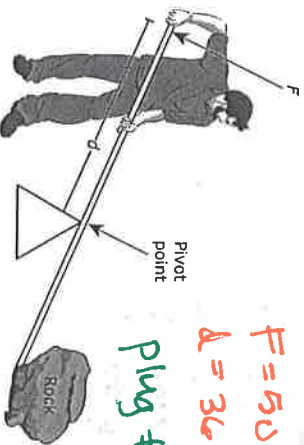
6 presentations will
(6, 80)
No Cookies left

- What does the x-intercept of the graph represent?
- A The number of cookies the presenter had before making any presentations
 - B The maximum number of cookies the presenter gave away during every presentation
 - C The number of presentations the presenter made per hour
 - D The maximum number of presentations the presenter made before running out of cookies

Independent

18 A farmer uses a lever to move a large rock. The force required to move the rock varies inversely with the distance from the pivot point to the point the force is applied. A force of 50 pounds applied to the lever 36 inches from the pivot point of the lever will move the rock. Which function models the relationship between f , the amount of force applied to the lever, and d , the distance of the applied force from the pivot point?

F
dependent



$F = 50 \text{ lbs}$
 $d = 36 \text{ inches}$

Plug #15 into answer choices to see if they work

- F $d = \frac{F}{1,800}$ $36 = \frac{50}{1800}$ *No!*
- G $d = \frac{86}{F}$ $36 = \frac{86}{50}$ *No!*
- H $F = \frac{1,800}{d}$ $50 = \frac{1800}{36}$ *Yes!*
- J $F = \frac{d}{86}$ $50 = \frac{36}{86}$ *No!*

19 Which set of ordered pairs represents y as a function of x ?

No repeating x values

- A $\{(-9, 2), (0, 6), (1, -2), (-3, 6)\}$ ✓
- B $\{(-1, 0), (4, 3), (-7, -3), (-1, -8)\}$ ✗
- C $\{(3, 2), (-4, -2), (3, 1), (-4, 1)\}$ ✗
- D $\{(5, 4), (2, 3), (1, 1), (2, 4)\}$ ✗

20 There are 156 laptops and desktop computers in a lab. There are 8 more laptops than desktop computers. What is the total number of laptops in the lab?

Record your answer and fill in the bubbles on your answer document.

$x = \# \text{ of laptops}$
 $y = \# \text{ of desktops}$
 total 156

$x + y = 156$

$x = 8 + y$ change to standard form

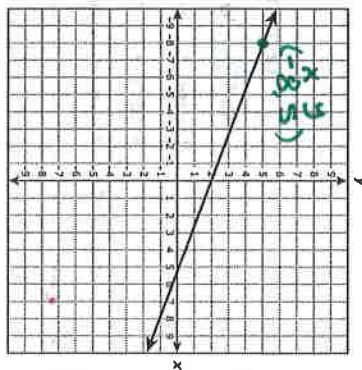
$x - y = 8$

then use matrix

$$\begin{bmatrix} 1 & 1 & 156 \\ 1 & -1 & 8 \end{bmatrix} = \begin{bmatrix} 1 & 0 & 82 \\ 0 & 1 & 74 \end{bmatrix} = \text{laptops}$$

Answer is 82

22 Which equation can be represented by the graph shown below?



Pick a point from the line and plug it into each equation to see which equals zero!

21 Which statement about the quadratic functions below is false?

$f(x) = -\frac{3}{4}x^2 + 6$ ✓

$g(x) = -2x^2 - 5$ ✓

$h(x) = \frac{1}{4}x^2 + 1$ ✓

Not true

23 The graphs of two of these functions have a minimum point. No, 2 have a max

B The graphs of all these functions have the same axis of symmetry. ✓ true, the y-axis

C The graphs of two of these functions do not cross the x-axis. true

D The graphs of all these functions have different y-intercepts. true

23 The first five terms in a pattern are shown below.

$-0.5, -0.25, 0, 0.25, 0.5, \dots$

If the pattern continues, which expression can be used to find the n th term?

A $0.75n - 1.25$

B $-0.25n - 0.25$

C $0.25n - 0.75$

D $-0.5n + 0.25$

$3x + 8y - 16 = 0$
 $3(-8) + 8(5) - 16 = 0$
 $-24 + 40 - 16 = 0$
 $0 = 0$ only J will work =

Put into $y = m$ on the calc and match the table to the correct choice

1	-0.5
2	-0.25
3	0
4	0.25
5	0.5

Does not mean n th variable used in the expression to represent the term #.

x -intercepts

24 What are the solutions to the equation $x^2 - 4x = -1$?

F $x = \frac{-4 \pm \sqrt{20}}{2}$

G $x = \frac{4 \pm \sqrt{12}}{2}$

H $x = \frac{-4 \pm \sqrt{12}}{2}$

J $x = \frac{4 \pm \sqrt{20}}{2}$

You can plug each answer into x and see which equals -1

$$x^2 - 4x = -1$$

$$\left(\frac{4 \pm \sqrt{12}}{2}\right)^2 - 4\left(\frac{4 \pm \sqrt{12}}{2}\right) = -1$$

Plug this into calculator it will equal -1

of miles

26 The approximate distance in miles between Los Angeles and a commercial jet flying from Boston to Los Angeles can be found using the function $M = -475t + 2650$ where t is the number of hours the jet has been flying. Which number of hours and minutes is closest to the amount of time that the jet has been flying if the jet is 1,500 miles from Los Angeles?

- F 2 hours and 25 minutes
- G 8 hours and 44 minutes
- H 3 hours and 16 minutes
- J 9 hours and 13 minutes

$$M = -475t + 2650$$

$$1500 = -475t + 2650$$

$$-2650 \quad \downarrow \quad -2650$$

$$-1150 = -475t$$

$$\frac{-1150}{-475} = \frac{-475t}{-475}$$

$$2.42 \text{ hr} = t$$

25 Which inequality is equivalent to $-3x + 2y > 5y + 9$?

A $y > x + 3$

B $y > -x - 3$

C $y < x - 3$

D $y < -x - 3$

same need to solve for y

$$-3x + 2y > 5y + 9$$

$$\downarrow -5y \quad -5y \quad \downarrow$$

$$\frac{-3x - 3y > 9 + 3x}{+3x} \quad \downarrow$$

$$\frac{-3y}{-3} > \frac{9 + 3x}{-3}$$

$$y < -3 - x$$

or $y < -x - 3$

* Flip symbol when dividing by a negative

GO ON

Page 22

very negative

27 The total cost of renting a banquet hall is a function of the number of hours the hall is rented. The owner of the banquet hall charges \$89 per half hour up to a maximum of 4 hours plus a \$50 cleaning fee. What is the greatest value in the range for this situation?

Record your answer and fill in the bubbles on your answer document.
 \$85 per half hr = 170 per hr
 4 hr max
 \$50 cleaning fee

Find to be

$$170(4) + 50 = \$730$$

GO ON

28 The number of possible pairings of 2 objects selected from a set of x objects can be modeled by $p(x) = 0.5x(x-1)$. Which table shows this quadratic relationship?

calculator... y = 0.5x(x-1) then 2nd graph to match the table

F

Number of Objects, x	Possible Pairings, $p(x)$
2	1
4	6
9	28
13	78

H

Number of Objects, x	Possible Pairings, $p(x)$
2	1
3	3
7	22
13	78

G

Number of Objects, x	Possible Pairings, $p(x)$
2	1
5	10
8	28
12	66

J

Number of Objects, x	Possible Pairings, $p(x)$
2	1
4	6
10	44
12	66

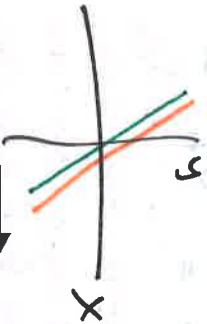
29 Two functions are given below.

$$f(x) = -4x + 1$$


$$g(x) = -4x + \frac{1}{2}$$

graph both into calculator... you may need to zoom IN to see both lines

- A The graph of f is less steep than the graph of g .
- B The graph of f has the same y -intercept as the graph of g .
- C** The graph of f is parallel to the graph of g .
- D The graph of f is steeper than the graph of g .



30 Which situation is represented by the graph below?



- E** A man poured lemonade from a full pitcher at a constant rate. Then for several seconds, he stopped pouring from the pitcher. Then the man poured the rest of the lemonade from the pitcher at a faster rate than before.
- X** A boy poured lemonade into an empty pitcher. Then for several seconds, he stopped pouring into the pitcher. Then the boy poured more lemonade into the pitcher at a slower rate than before.
- X** A woman poured lemonade from a full pitcher at a constant rate. Then for several seconds, she stopped pouring from the pitcher. Then the woman poured the rest of the lemonade from the pitcher at a slower rate than before.
- X** A girl poured lemonade into an empty pitcher. Then for several seconds, she stopped pouring into the pitcher. Then the girl poured more lemonade into the pitcher at a faster rate than before.

31 The measure of an obtuse angle is represented by $(9x + 27)^\circ$. Which is not a possible value for x ?

- A 7.1
- B 12.3
- C 16.9
- D** 6.8

greater 90 but less than 180

plug each into x and see which is less than 90°

$(9 \cdot 6.8 + 27)^\circ = 88.2$ NOT obtuse



$$y = 0.25x + 5$$

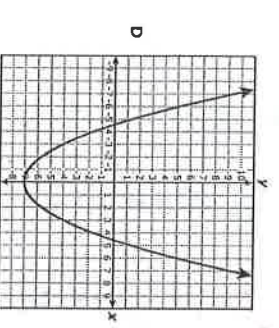
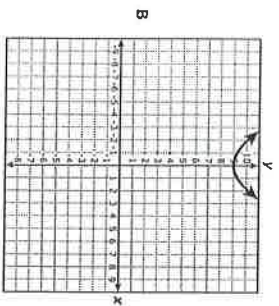
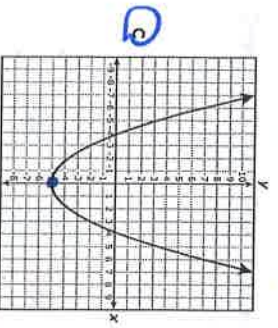
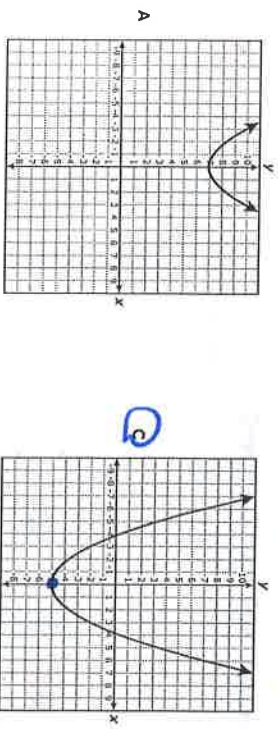
$0.25x$ ← cost of songs
 5 ← membership fee
 x ← # of songs
 y ← total amount of money

32 An online music service lets customers download an unlimited number of songs for \$0.25 each after paying a monthly membership fee of \$5.00. The total amount of money a customer spends on music in dollars in a single month can be found using the function $y = 0.25x + 5$. What does the variable x represent in this function?

- F The total amount of money the customer spends on music each month
- G The number of songs the customer downloads each month
- H The number of customers that use the music service
- J The cost of downloading one song

33 Which graph can be obtained by translating the graph of $h(x) = 0.33x^2 + 2$ down 7 units?

graph into calculator



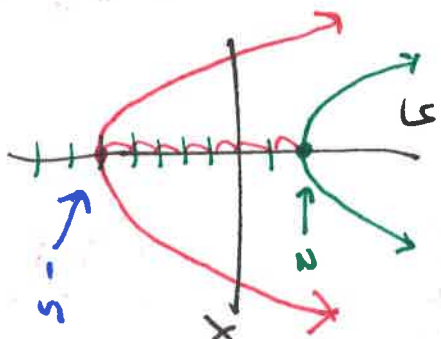
34 The mass of a substance varies directly with the volume of the substance. The volume of 100 kilograms of the substance is 80 liters. What is the volume, in liters, of 3.2 kilograms of this substance?

Record your answer and fill in the bubbles on your answer document.

$100 \text{ kg} = 80 \text{ L}$
 $3.2 \text{ kg} = ? \text{ L}$
 proportion?

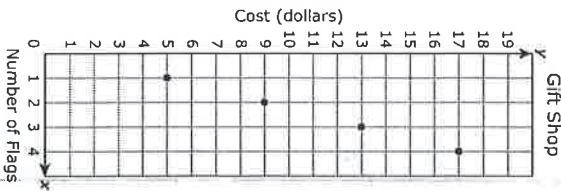
~~$\frac{100 \text{ kg}}{80 \text{ L}} = \frac{3.2 \text{ kg}}{x}$
 $100x = 256$
 $x = 2.56$~~

 find cross products



then move
 graph down 7 units

35 The graph shows the cost of purchasing x small flags at a gift shop if the flags are equally priced.



X	Y
1	5
2	9
3	13
4	17

Handwritten notes next to the table: $+1 < 2$, $+1 < 3$, $+1 < 4$, $+1 < 5$, $+1 < 6$, $+1 < 7$. Below the table, there are calculations: $2 \times 4 = 8$, $3 \times 4 = 12$, $4 \times 4 = 16$, $5 \times 4 = 20$.

Based on this information, which ordered pair represents an additional point on the graph?

- A (5, 19)
- B (8, 34)
- C (6, 24)
- D (7, 29)

Not enough room or graph space to plot answer choices.



36 The table shows the functions used to determine the number of points earned every month by regular and elite members of a dining club who spend d dollars that month at participating restaurants.

Dining Club Points

Member Status	Points Earned
Regular	$r = 5d + 100$
Elite	$e = 8d + 200$

Handwritten notes: $+3 < 5d + 100 > +100$, $6d + 200$

Which statement describes the difference in these situations?

- F Regular members earn ~~200~~ points for every dollar spent and are automatically awarded ~~100~~ more points per month than elite members.
- G Regular members earn ~~200~~ more points for every dollar spent and are automatically awarded ~~200~~ more points per month than elite members.
- H Elite members earn 3 more points for every dollar spent and are automatically awarded 100 more points per month than regular members.
- J Elite members earn 3 more points for every dollar spent and are automatically awarded 200 more points per month than regular members.



37 Which of the following describes all the solutions to the inequality $5x + 7y \geq 22$ when $y = -4$?

- A $x \leq 10$
- B $x \leq -10$
- C $x \geq 10$
- D $x \geq -10$

plug into y

Handwritten work:

$$5x + 7(-4) \geq 22$$

$$5x - 28 \geq 22$$

$$\uparrow +28 \quad +28$$

$$5x \geq 50$$

$$\frac{5x}{5} \geq \frac{50}{5}$$

$$x \geq 10$$

38 The table shows the playing time in minutes of high-definition videos and the file size of these videos in megabytes (MB).

Videos

Playing Time, x (min)	File Size, y (MB)
0.5	60
1.5	180
2	240
4.5	540
5	600

} increasing

What does the slope of the graph of this situation represent?

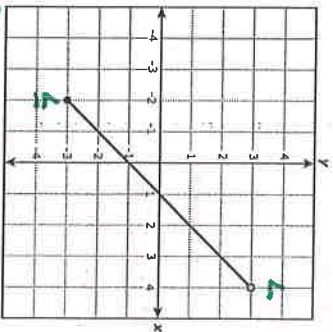
- F The increase in the file size of the video per minute of playing time
- G The file size of each video
- H The playing time of each video
- J The increase in the playing time per MB of video

$$m = \frac{\Delta y}{\Delta x} = \frac{\text{File Size}}{\text{Playing Time}}$$

increasing File size per playing time



39 Function f is graphed below.



What is the range of f ?

- ~~A~~ $\{x | -2 \leq x < 4\}$
- ~~B~~ $\{x | -2 < x \leq 4\}$
- C $\{y | -3 < y \leq 3\}$
- D $\{y | -3 \leq y < 3\}$

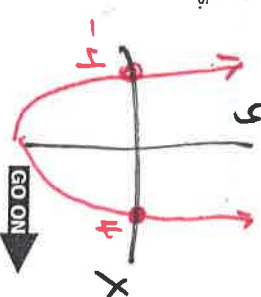
} pay attention to symbols

40 Which statement about the quadratic equation below is true?

- F The equation has $x = 4$ as its only solution.
- G The equation has no real solutions.
- H The equation has $x = 4$ and $x = -4$ as its only solutions.
- J The equation has an infinite number of solutions.

$-4.5x^2 + 72 = 0$ → graph into $y =$

and look @ x -intercept



two solutions
but 1 x -int

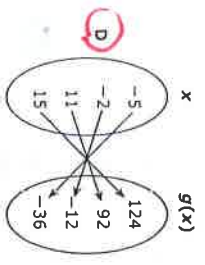
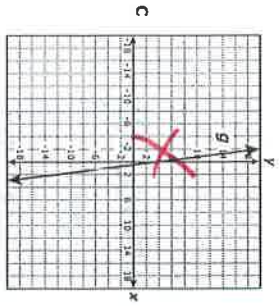


41 Which representation shows the same relationship as $g(x) = \frac{4}{3}(6x + 3)$?

A

x	g(x)
28	3
12	-3
-20	-3
-36	-5

B $g = \{(13, 108), (10, 90), (4, 36), (-3, -20)\}$



Look @ graph and table to eliminate answer choices.



42 If $f(x) = \frac{2}{3}x^2 + 8x$, what is the value of $f(6)$?

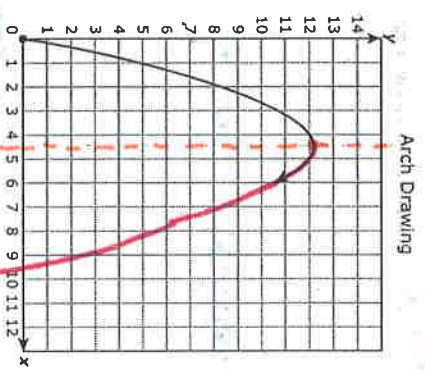
$x = 6$

$$\frac{2}{3}(6)^2 + 8(6) = 72$$

bubble in!

Record your answer and fill in the bubbles on your answer document.

43 An architecture student is drawing a graph of an arch. As shown below, the arch has the shape of a parabola that begins at the origin and has a vertex at $(4.6, 12.2)$.



Other than the origin, at which point will the graph intersect the x-axis?

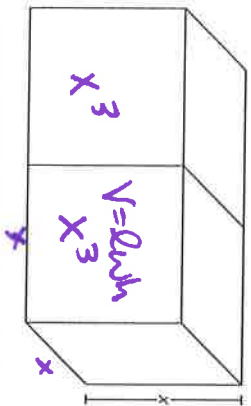
- A (12.2, 0)
- B (9.2, 0)
- C (4.6, 0)
- D (10.6, 0)

Symmetry @ 4.6
cuts graph in half

4.6
 $4.6 + 4.6 = 9.2$



44 The volume of two identical cubes is related to the edge length of the cubes.



Which function represents the combined volume of these cubes?

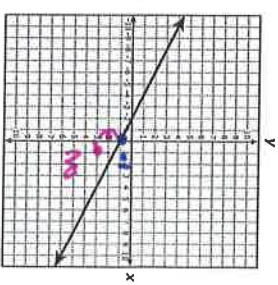
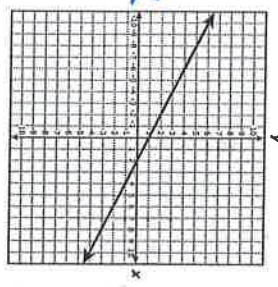
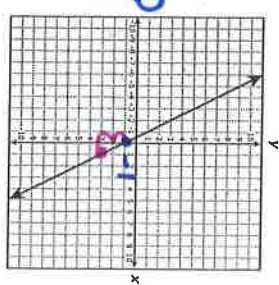
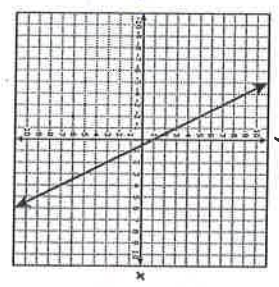
- F $y = 2x^3$
- G $y = x^3$
- H $y = 8x^3$
- J $y = 2x^2$

$$V = x \cdot x \cdot x = x^3$$

$$1x^3 + 1x^3 = 2x^3$$



45 The slope and y-intercept of the line represented by $y = \frac{2}{5}x + \frac{3}{15}$ are both divided by $-\frac{1}{5}$ to create a new line. Which graph represents the new line?



$$m = \frac{(2/5)}{(-1/5)} = -2$$

$$b = \frac{(3/15)}{(-1/5)} = -1$$



LF = Large Figure
 SF = Small Figure
 he wants
 4 times SF as LF

46 A boy has 380 prize tickets he wants to exchange for action figures at a prize booth. At this prize booth 5 tickets can be exchanged for a large action figure, and 7 tickets can be exchanged for 2 small action figures. The boy wants 4 times as many small action figures as large action figures. Based on this information, can the boy get 80 small action figures?

- X No, because he would not have enough tickets for 20 large action figures
- X Yes, because he would still have enough tickets for 320 large action figures
- X No, because he would not have enough tickets for 320 large action figures
- J Yes, because he would still have enough tickets for 20 large action figures

5 tickets = LF
 7 tickets = 2 SF
 100 tickets leftover
 means he could get 20 LF.

How many tickets is 80 SF?
 7 tickets = 2 SF
 X
 80 SF
 X = 280 tickets for 80 SF

47 Which expression is equivalent to $3c\left(\frac{1}{3}d - 9\right) - 7(c + 1) + d(c + 4)$?

- A $2cd - 34c + 4d - 7$
- B $2cd - 7c - 4$
- C $2cd + 34c + 4d + 7$
- D $2cd + 3c + 4$

$3c\left(\frac{1}{3}d - 9\right) - 7(c + 1) + d(c + 4)$
 $cd - 27c - 7c - 7 + cd + 4d$
 $2cd - 34c - 7 + 4d$

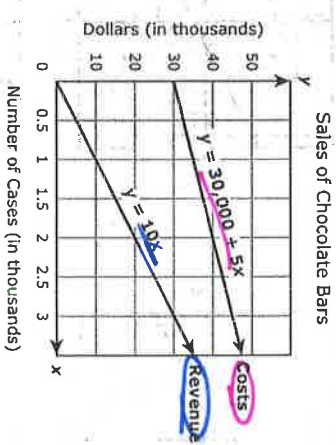


$y = mx + b$

- 48 What is the equation of the line that has a slope of 0 and passes through the point (6, -8)?
- F $x = 6$
 - G $y = 6$
 - H $x = -8$
 - G $y = -8$

$m = 0$
 $y = mx + b$
 $-8 = 0(6) + b$
 $-8 = 0 + b$
 $-8 = b$
 $y = mx + b$
 $y = 0x - 8$
 $y = -8$

49 A candy company sells cases of chocolate bars. The company has fixed costs of \$30,000, and each case of chocolate bars costs an additional \$5 to make. The company sells each case for \$10. The graph of a system of linear equations representing this company's costs and revenue for manufacturing and selling x cases of chocolate bars is shown below.



- How many cases of chocolate bars will this company need to sell in order for costs and revenue to be equal?
- A 3,500
 - B 6,000
 - C 35,000
 - D 60,000

Cost = Revenue
 $30000 + 5x = 10x$
 $\downarrow -5x -5x$
 $\frac{30000}{5} = \frac{5x}{5}$
 $6000 = x$



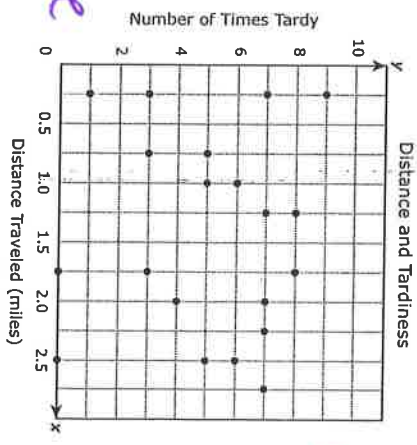
50 Which expression is equivalent to $\frac{z^a \cdot z^b}{z^c}$?

- F $z^{(a-b-c)}$
- G $z^{(a-b+c)}$
- H** $z^{(a+b-c)}$
- J $z^{(a+b+c)}$

Multiply you add exponents

$$\frac{z^a \cdot z^b}{z^c} = z^{a+b} \div z^c = z^{a+b-c}$$
 divide you subtract

51 The scatterplot shows the relationship between the distance that students traveled to get to school and the number of times those students were tardy during the school year.



Remember there is either positive or negative correlation
 Graph appears to be scattered all over so there is no correlation

positive or negative
 no correlation

- The principal of the school wants to use this information to help him determine if there is a correlation between distance traveled and the number of times tardy. Which statement is a reasonable conclusion that the principal could make?
- A A student who travels 1.5 miles to get to school will be tardy 9 times during the school year.
 - B A student who travels more than 3 miles to get to school will be tardy at least 7 times during the school year.
 - C** There is no correlation between the distance a student travels to get to school and the number of times the student will be tardy during the school year.
 - D There is a nonlinear correlation between the distance a student travels to get to school and the number of times the student will be tardy during the school year.



52. A tennis player broke the old record for the most matches won in a tournament by at least 2 matches. Which inequality can be used to find all possible values of t , the number of matches the player won, in terms of r , the old record?

- F $t \leq r - 2$
- G $t \geq 2r$
- H $t \leq \frac{r}{2}$
- J $t \leq r + 2$

won by at least 2 matches means just 2 more not 5 more.

54. The table shows the population, p , of mice in a field at the end of m months.

Mouse Population

Time, m (months)	Population, p
0	6
1	12
2	24
3	48
4	96

Based on the data in the table, what will be the population of mice in the field at the end of 8 months?

- F 192
- G 3,072
- H 1,536
- J 256

5 192
6 384
7 768
8 1536

Multiplying by 2

53. The cost of staying at a hotel can be found using the function $y = 129x + 9.95$, where x is the number of days a guest stays at the hotel and y is the cost in dollars. The cost includes a flat fee for Internet access. If the fee for Internet access is not included, which statement is true?

- A The cost is \$9.95 less per day.
- B The cost is \$9.95 less.
- C The cost is \$9.95 more per day.
- D The cost is \$9.95 more.

$y = 129x + 9.95$
 # of days
 total cost
 +
 flat fee
 =
 total cost

If you take away the internet fee the cost will be less.



BE SURE YOU HAVE RECORDED ALL OF YOUR ANSWERS ON THE ANSWER DOCUMENT.



Item Number	Reporting Category	Readiness or Supporting	Content Student Expectation	Correct Answer
1	3	Readiness	A.5(C)	C
2	2	Readiness	A.2(D)	G
3	3	Supporting	A.6(A)	C
4	1	Supporting	A.1(A)	F
5	5	Supporting	A.10(B)	D
6	4	Supporting	A.8(A)	J
7	3	Readiness	A.6(C)	B
8	2	Readiness	A.4(A)	H
9	1	Readiness	A.1(E)	C
10	2	Readiness	A.2(B)	F
11	4	Readiness	A.8(B)	B
12	3	Readiness	A.6(F)	J
13	5	Readiness	A.10(A)	B
14	4	Readiness	A.7(B)	3
15	1	Readiness	A.1(D)	A
16	2	Supporting	A.2(A)	G
17	3	Readiness	A.6(B)	D
18	5	Supporting	A.11(B)	H
19	1	Supporting	A.1(B)	A
20	4	Readiness	A.8(B)	82
21	5	Readiness	A.9(D)	A
22	3	Readiness	A.5(C)	J
23	2	Supporting	A.3(B)	C
24	5	Readiness	A.10(A)	G
25	2	Readiness	A.4(A)	D
26	4	Readiness	A.7(B)	F
27	3	Supporting	A.5(B)	730
28	1	Readiness	A.1(D)	G
29	3	Readiness	A.6(C)	C
30	2	Supporting	A.2(C)	F
31	4	Supporting	A.7(C)	D
32	2	Supporting	A.3(A)	G
33	5	Supporting	A.9(C)	C
34	3	Supporting	A.6(G)	2.56
35	1	Readiness	A.1(E)	D
36	3	Readiness	A.6(F)	H
37	4	Readiness	A.7(B)	C
38	3	Readiness	A.6(B)	F
39	2	Readiness	A.2(B)	D
40	5	Readiness	A.10(A)	H
41	3	Readiness	A.5(C)	D
42	2	Readiness	A.4(A)	72
43	5	Readiness	A.9(D)	B
44	1	Supporting	A.1(C)	F
45	3	Readiness	A.6(C)	C
46	4	Supporting	A.8(C)	J
47	2	Supporting	A.4(B)	A
48	3	Supporting	A.6(D)	J
49	4	Readiness	A.8(B)	B
50	5	Supporting	A.11(A)	H
51	2	Readiness	A.2(D)	C
52	4	Supporting	A.7(A)	J
53	3	Readiness	A.6(F)	B
54	1	Readiness	A.1(E)	H

